

This file is provided FREE OF CHARGE from the
electromaniacs.com community

You are free to distribute this file to other persons
who needs it , but without of charge

Also on <http://electromaniacs.com> you can find
thousands of service manuals , schematics free of
charge



Service Manual



Colour Television

TX-28MD4P

TX-25MD4P

TX-21MD4P

EURO4 Chassis

SPECIFICATIONS

(Information in brackets { } refers to model TX-25MD4P)

(Information in brackets [] refers to model TX-21MD4P)

Power Source: 220-240V AC, 50Hz

Power Consumption: 130W [115W]

Aerial Impedance: 75Ω unbalanced, Coaxial Type

Stand-by Power Consumption: 1,8W

Receiving System: PAL B/G, H, D/K, PAL-525/60
SECAM B/G, D/K
M.NTSC
NTSC (AV only)

Receiving Channels:
VHF E2-E12 VHF H1-H2 (ITALY)
VHF A-H (ITALY) VHF R1-R2
VHF R3-R5 VHF R6-R12
UHF E21-E69 CATV (S01-S05)
CATV S1-S10 (M1-M10) CATV S11-S20 (U1-U10)
CATV S21-S41 (HYPERBAND)

Intermediate Frequency:

Video/Audio

Video 38,9MHz
Audio 33,4MHz, 33,16MHz
32,4MHz, 33,05MHz, 32,66MHz
34,47MHz (PAL)
34,5MHz, 34,65MHz (SECAM)

Terminals:

AUDIO MONITOR OUT Audio (RCAx2) 500mV rms 1kΩ
AV1 IN Video (21 pin) 1V p-p 75Ω
Audio (21 pin) 500mV rms 10kΩ
RGB (21 pin)

AV1 OUT Video (21 pin) 1V p-p 75Ω
Audio (21 pin) 500mV rms 1kΩ

AV2 IN Video (21 pin) 1V p-p 75Ω
Audio (21 pin) 500mV rms 10kΩ
S-Video IN Y: 1V p-p 75Ω
(21-pin) C:0.3V p-p 75Ω

AV2 OUT Video (21 pin) 1Vp-p 75Ω
Audio (21 pin) 500mV rms 1kΩ

AV3 IN Selectable output (21 pin)
Audio (RCAx2) 500mV rms 10kΩ
Video (RCAx1) 1V p-p 75Ω

High Voltage: 28,5kV ±1kV {28,2kV ±1kV}
[28kV ±1kV]

Picture Tube: A66ECF50X41 66cm
{A59ECF50X41 59cm}
[A51ECQ51X01 51cm]

Audio Output: 2 x 15W (Music Power)
8Ω Impedance

Headphones: 8Ω Impedance
3,5 mm

Accessories

supplied : Remote Control
2 x R6 (UM3) Batteries

Dimensions:

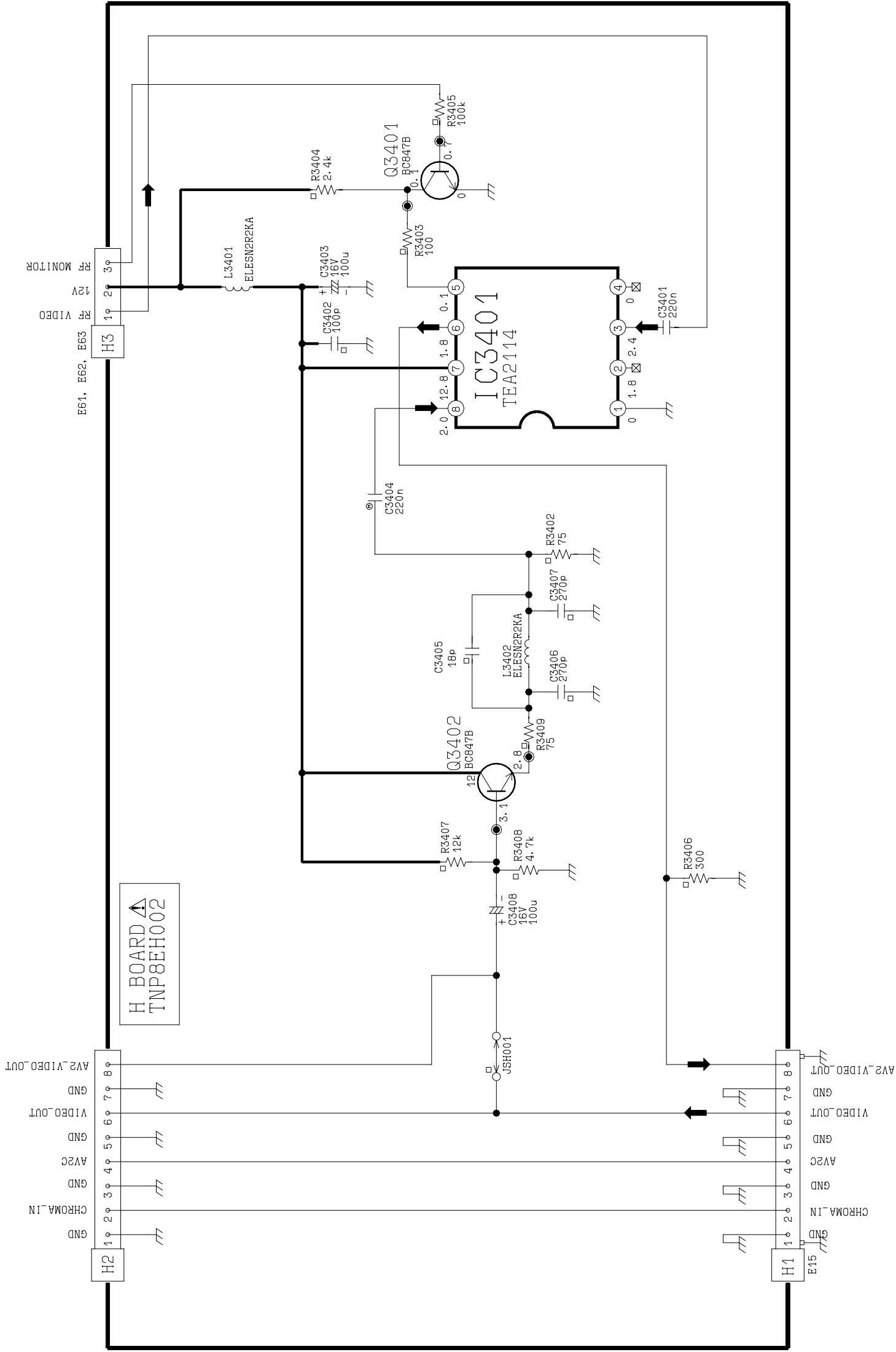
Height: 580 mm {531 mm} [478 mm]
Width: 666 mm {601 mm} [525 mm]
Depth: 472 mm {439 mm} [480 mm]

Net weight: 31kg {25kg} [22kg]

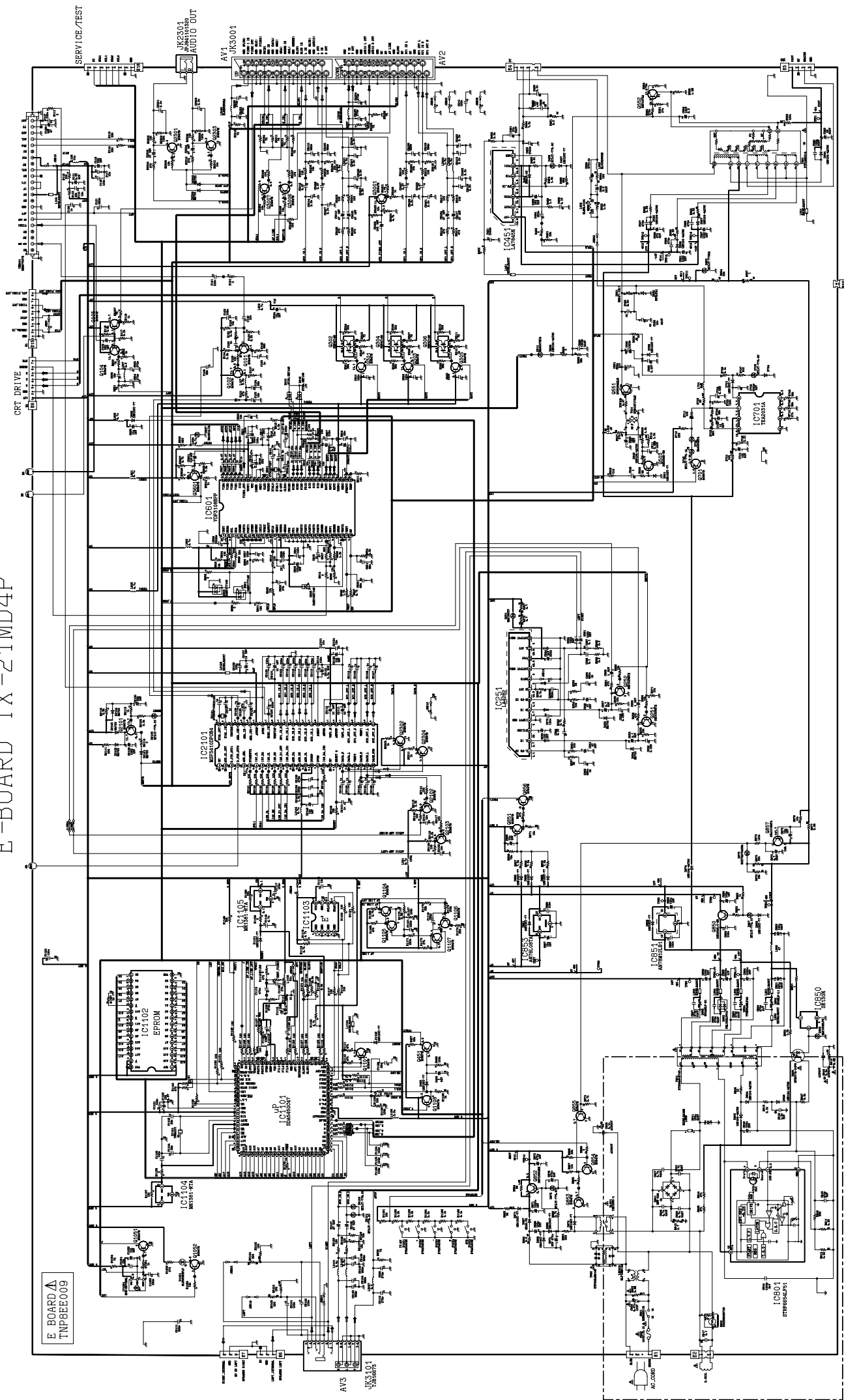
Specifications are subject to change without notice.
Weights and dimensions shown are approximate.

NOTE: This Service Manual should be used in conjunction with the EURO4 Technical guide.

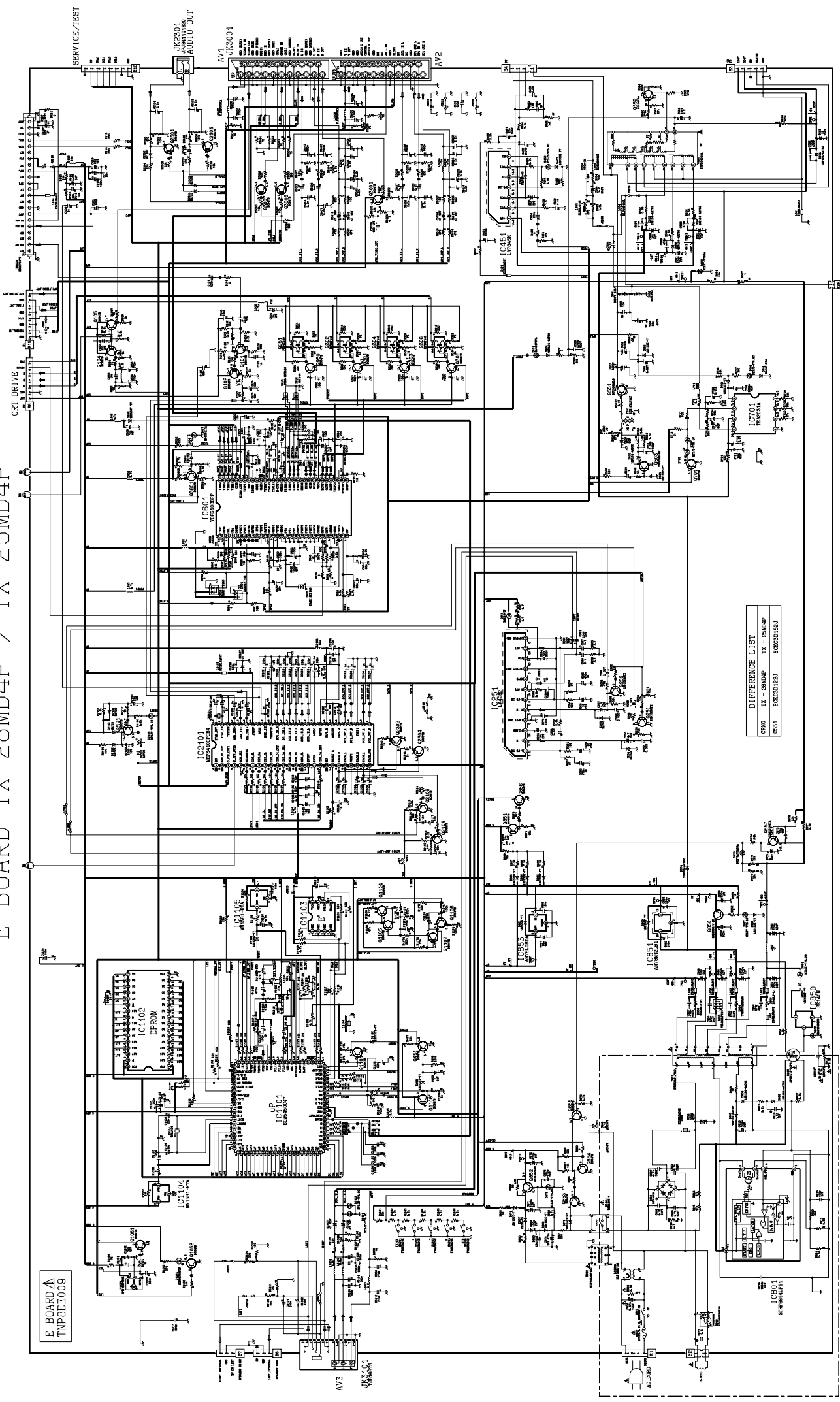
Panasonic



E BOARD
TNP8EE009

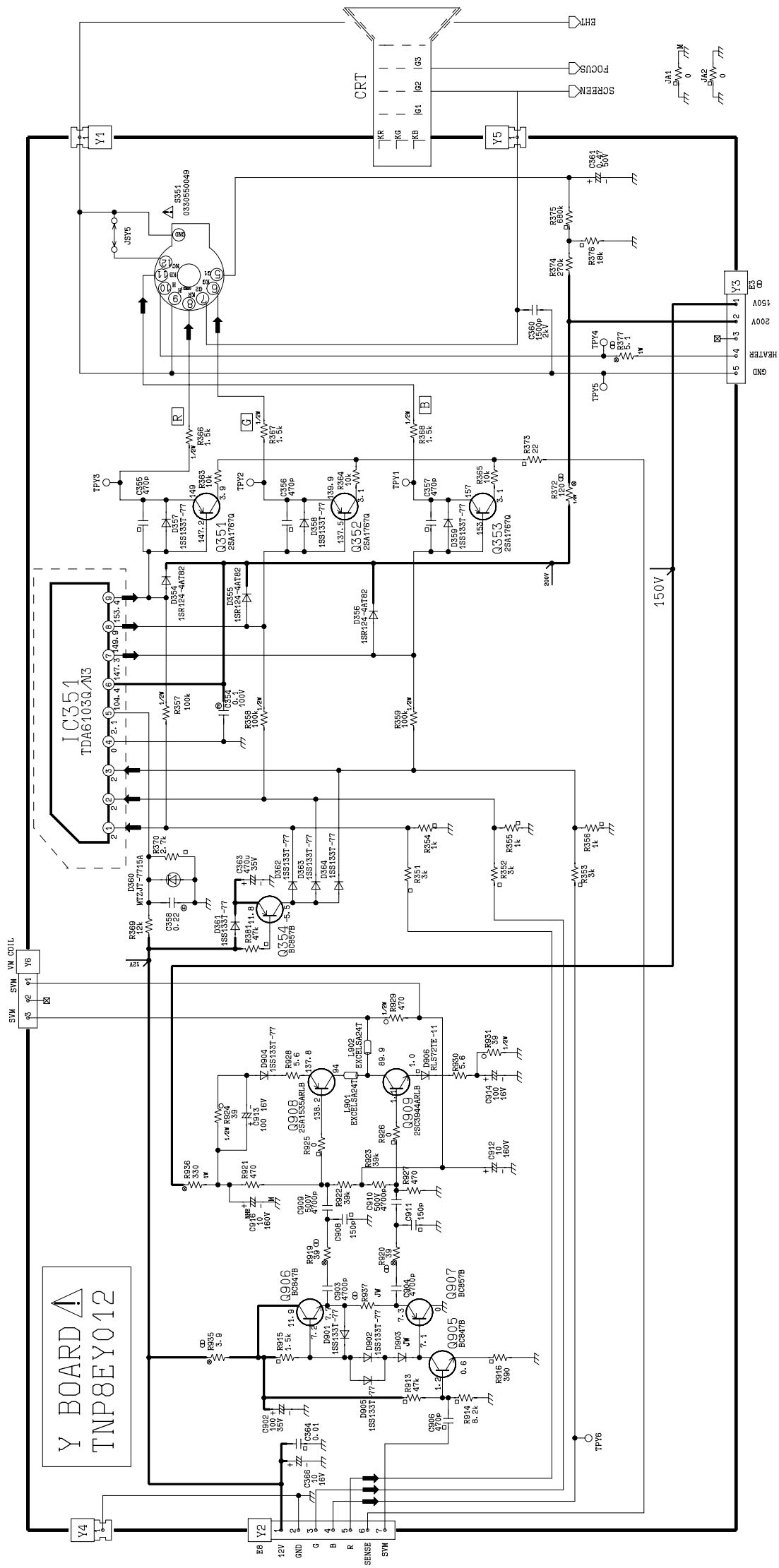


E-BOARD TX-28MD4P / TX-25MD4P



DIFFERENCE LIST			
28MD	TX - 28MD4P	TX - 28MD4P	
25MD	TX - 25MD4P	TX - 25MD4P	

Y-BOARD TX-28MD4P / TX-25MD4P



Y-BOARD TX-21MD4P

